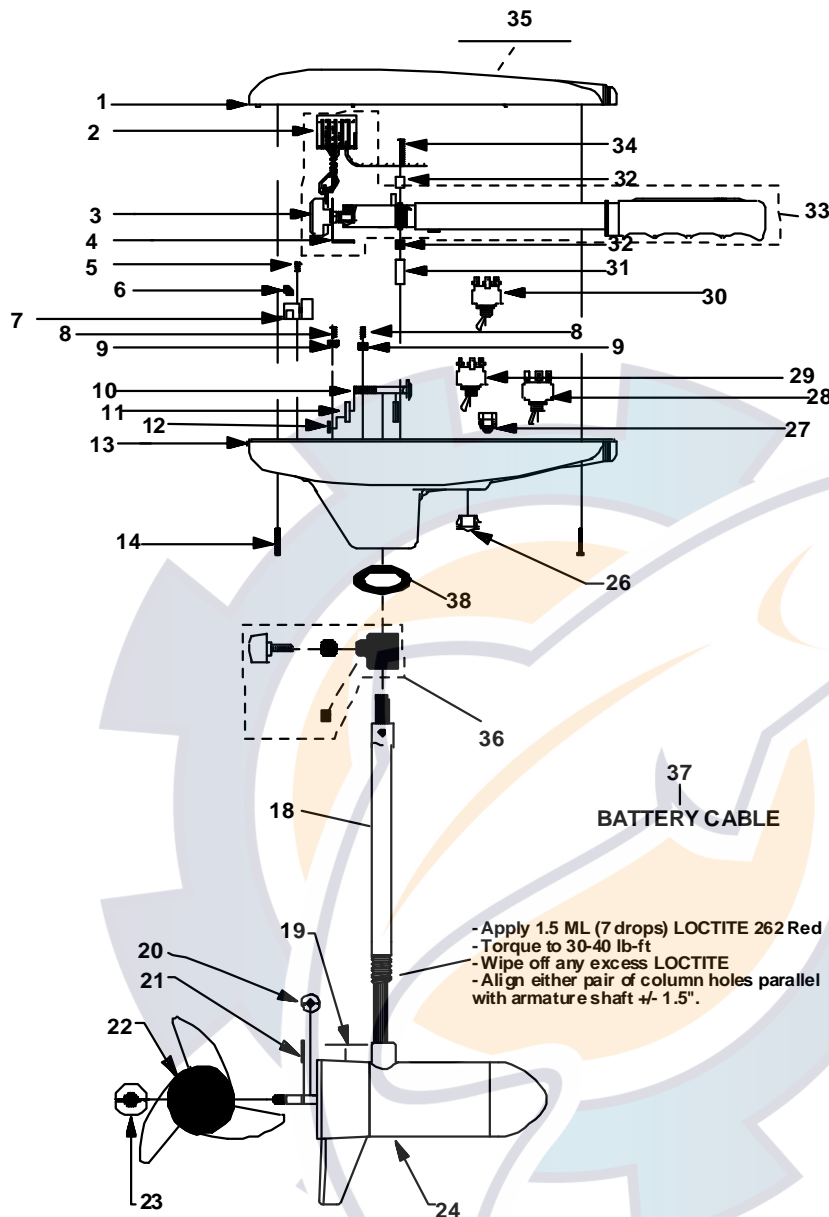


MotorGuide REPAIR PARTS

Model: POWER *plus*
T75V



SPECIFICATIONS:

Year of Intro 1998
Thrust 75LBS
Volts 24/36VDC
Amp Draw 0 to 29 amps
Mount 20 Bow
Speeds Variable

QUICK REFERENCE PARTS GUIDE:

Voltage Switch FP153-04
FOR/REV Switch FP153-06
DA Board AF157-01
MOSFET JF096-07
Motor Seal Kit 6220

PARTS ORDERING & TECH ASSISTANCE

MotorGuide Consumer Relations
Phone 918-831-6989
Fax 800-982-8093

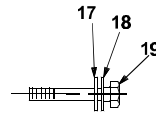
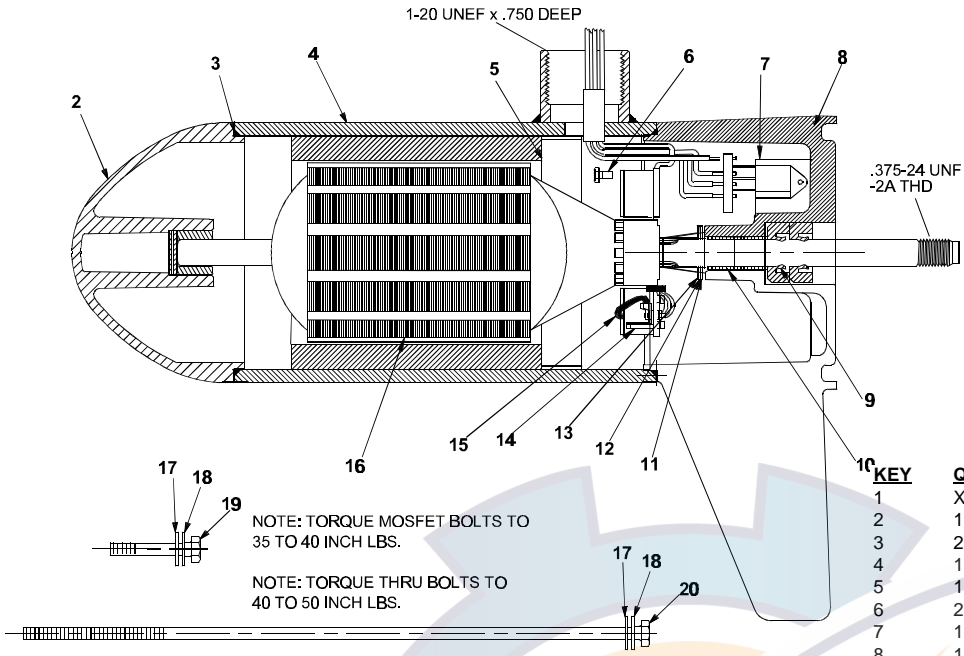
Send Returned Goods to:
MotorGuide
605 Hwy 12 West
Starkville, MS 39760

Returned Goods must be accompanied with a Returned Goods Authorization. Contact MotorGuide Consumer Relations to obtain RGA.

KEY	DESCRIPTION	PART #	KEY	DESCRIPTION	PART #
1	TOP HOUSING COVER BLACK	AT053-10	26	HOLE PLUG	FP021-03
2	AMP CONNECTOR	AP029-01	27	GROMMET	GR019-03
3	POTENTIOMETER	AP168-02	28	TOGGLE SWITCH 3 POSITIONS	FP153-05
4	POT BRACKET	AT155-03	29	FWD/REV SWITCH 2 POSITIONS	FP153-06
5	SELF TAPPING SCREW	AF141-01	30	TOGGLE SWITCH 2 POSITIONS	FP153-04
6	INSULATING SLEEVE	AT080-01	31	WIRE BRACKET	AT155-04
7	36 VOLT DURA AMP BOARD	AF157-01	32	RETAINER CLAMP	AR036-01
8	#10 X 1/2" SCREW	GR133-01	33	HANDLE ASY	AT372-03
9	TERMINAL BLOCK	FT160-01	34	8 X 1-3/8 SCREW	AR133-01
10	BOLT	TT134-01	35	NOMENCLATURE	AT056-15
11	CURVED WASHER	TT171-04	36	DEPTH COLLAR ASY	AR158-01
12	NYLON LOCK NUT	XT098-02	37	BATTERY CABLE	AT328-02
13	T/H BASE BLACK	AR004-14	38	COLUMN SEAL	AT079-01
14	SCREW #8 X 1"	LF141-04			
15	BAR KNOB DEPTH ADJUSTMENT	AR082-02			
16	COLUMN CLAMP WASHER	AR171-01			
17	COLUMN SUPPORT NUT	FR098-01			
18	COLUMN 42"	FR049-15			
	COLUMN 50"	FR049-13			
19	LOWER UNIT DECAL	ET060-04			
20	MONOFILAMENT WASHER	AR175-01			
21	PROP DRIVE PIN	BR102-01			
22	PROP/2 BLADE	AF124-07			
23	PROP NUT	AR099-01			
24	H/O MOTOR	AF397-14			
25	DEPTH ADJUSTMENT COLLAR	AR051-01			

LOWER UNIT BREAKDOWN

Model:
T75V



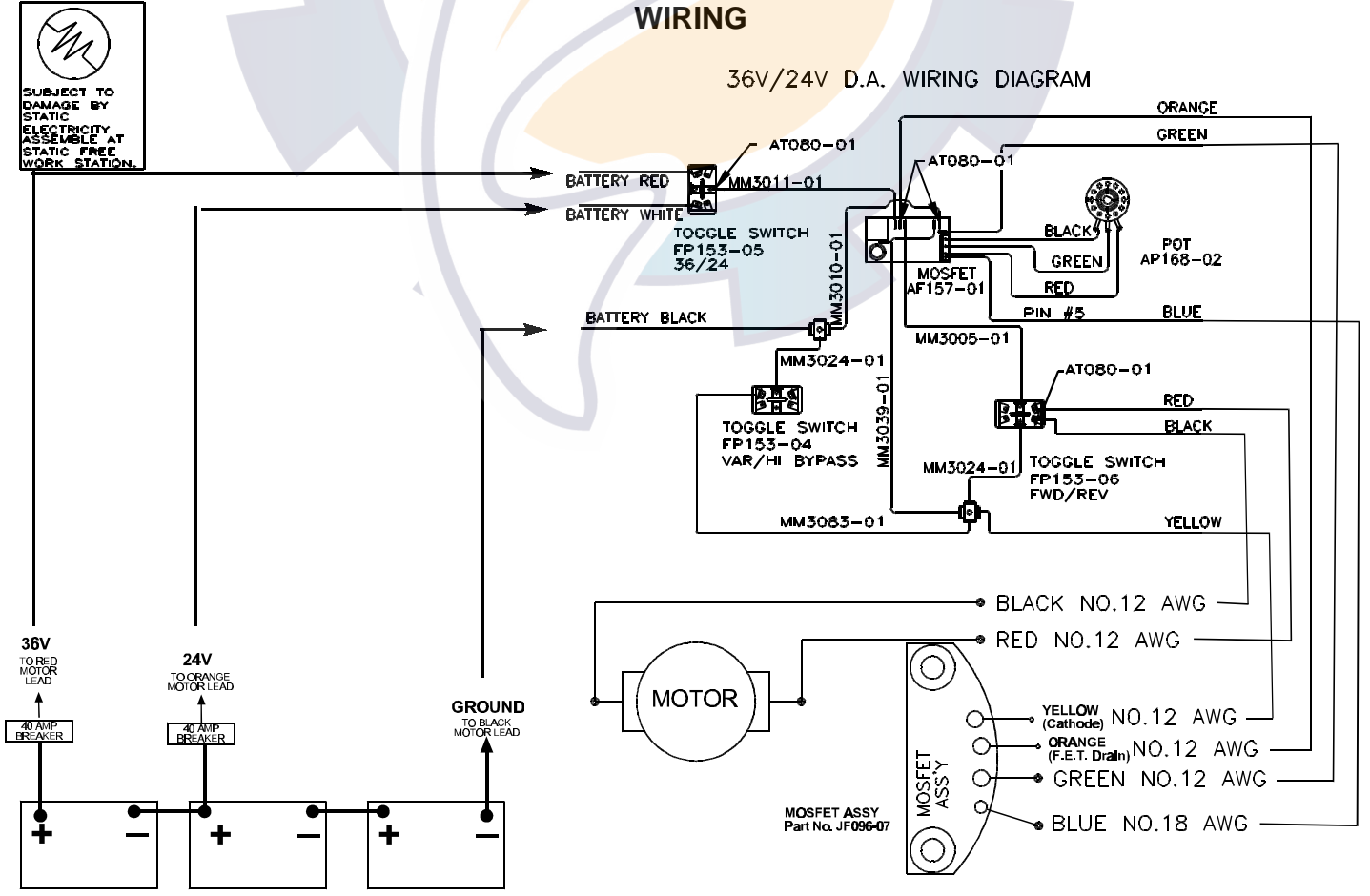
NOTE: TORQUE MOSFET BOLTS TO 35 TO 40 INCH LBS.
NOTE: TORQUE THRU BOLTS TO 40 TO 50 INCH LBS.

DIRECTION OF ROTATION IS COUNTER CLOCKWISE WHEN VIEWED FROM PROPELLER END WITH RED POSITIVE & BLACK NEGATIVE.

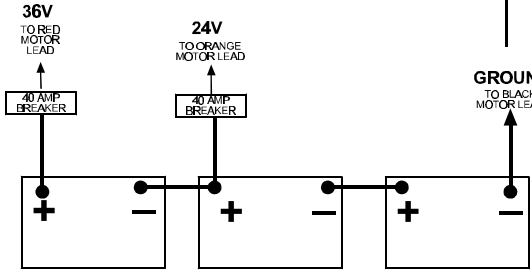
KEY	QTY	DESCRIPTION	PART NO.
1	X	MOTOR	AF397-14
2	1	NOSE CAP	JF3212-01
3	2	O RING SEAL	MR217-01
4	1	HOUSING ASY	AF3210-06
5	1	RETAINER	JF233-01
6	2	BRUSH CARD SCREW	MR228-01
7	1	DURA AMP MODULE	JF096-07
8	1	COMM CAP	UF3205-01
9	2	SHAFT SEAL	MR223-01
10	1	BEARING	MR206-01
11	1	NYLATRON WASHER	MR226-01
12	1	WASHER	MR227-01
13	1	E RING	MR219-02
14	2	BRUSH SPRINGS	MR214-02
15	1	BRUSH ASY LESS SPRING	AF3201-04
16	1	ARMATURE 3.5"	AF3207-03
17	4	STATIC SEAL	MR222-01
18	4	THRU BOLT WASHER	MR216-01
19	2	DURA AMP SCREW	MR229-04
20	2	THRU BOLT	MR218-11

WIRING

36V/24V D.A. WIRING DIAGRAM



SUBJECT TO DAMAGE BY STATIC ELECTRICITY ASSEMBLE AT STATIC FREE WORK STATION.



MOSFET ASSY Part No. JF096-07

